



VP100 v4 Center



Every member of our Axiom team is pleased that you have decided to purchase one of our products. We have all worked hard to bring the highest level of satisfaction to your audio experience.

Axiom is deeply committed to ongoing audio research. It began in the early 1980s when I was involved with the world-class psycho-acoustical research that was being conducted at the National Research Council in Ottawa, Canada. Since that time we have built one of the finest acoustical laboratories in the world at our facility in Dwight, Canada where we continue this research allowing Axiom to provide the world's most realistic-sounding loudspeakers.

At Axiom our goal is to provide you with a truly exciting and emotional experience every time you listen to your audio system. We want you to feel part of our Axiom family and as such we stand at the ready to deliver personal, expert advice on any of your audio needs.

Sincerely,

A handwritten signature in blue ink, appearing to read 'I. Colquhoun'.

Ian Colquhoun
President and Founder
Axiom Audio

Placement

Ideally, locate your center-channel either directly below or above your television. If you are putting your center-channel on a shelf or in a wall unit be sure to position it so the center's front edge is flush with or slightly protruding beyond the shelf's edge.

Leveling

To level your speaker simply rotate the outside of each foot until they reach the desired height.

Hookup

Turn the speakers around and look at the back panel. You'll see gold-plated 5-way binding posts, to which you are going to connect the speaker cables from your receiver or amplifier. Each gold binding post is colour coded. RED is POSITIVE, BLACK is NEGATIVE. You will also see a positive (+) sign engraved in the plastic beneath the RED binding post, and a negative (-) sign beneath the BLACK binding post. Your amplifier will likely have these same colours and/or symbols. Note: for surround and centre channels the positive is likely a different colour on your receiver or amplifier. However, black is universally used for the negative (-).

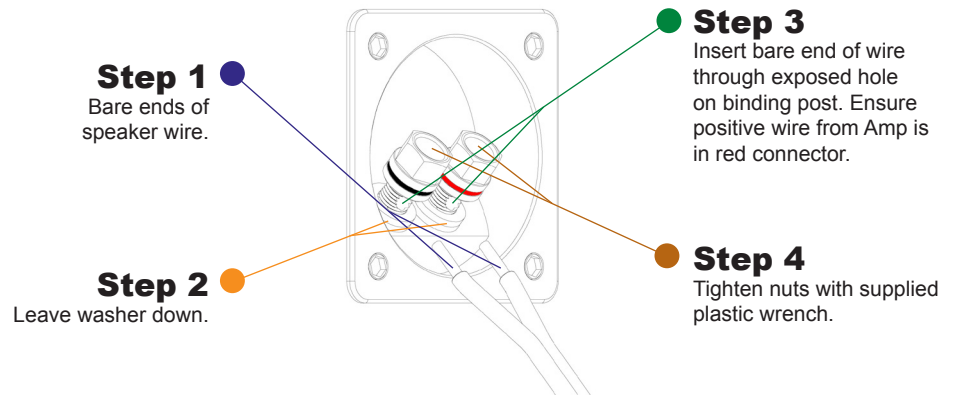
Examine your speaker cables. There will be something to differentiate each wire in the pair of wires; the insulation may have color coding, or one wire may be copper-colored while the other is silver-coloured, or there may be printing on one of the wires, or a ribbed pattern on the plastic insulation of one of the wires. IT IS EXTREMELY IMPORTANT TO CHOOSE ONE WIRE TYPE TO BE THE NEGATIVE AND FOLLOW THAT THROUGH YOUR ENTIRE HOOKUP.

The Axiom binding post is very versatile to suit the type of wire end you may be desirous to use (see wiring diagram). If you are using spade connectors the 1/4" type is best as the Axiom binding post will lock in a 1/4" spade to stop it from spinning when tightened by lifting the ring on the post under the nut. BE SURE TO USE THE SUPPLIED PLASTIC WRENCH TO TIGHTEN YOUR BINDING POSTS AND CHECK THEM EVERY YEAR TO ENSURE THEY ARE STILL TIGHT.

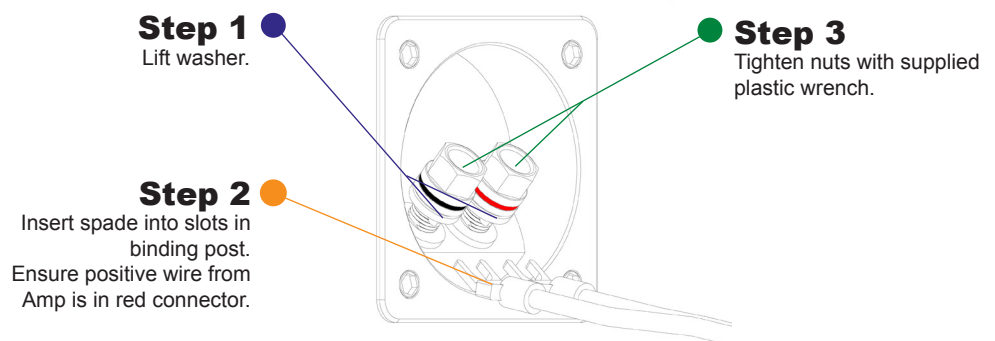
Front Left Speaker: White
Subwoofer: Purple
(line-level RCA output only)
Front Right: Red
Center: Green
Left Surround (side): Blue
Right Surround (side): Gray
Left Back Surround: Brown
Right Back Surround: Tan



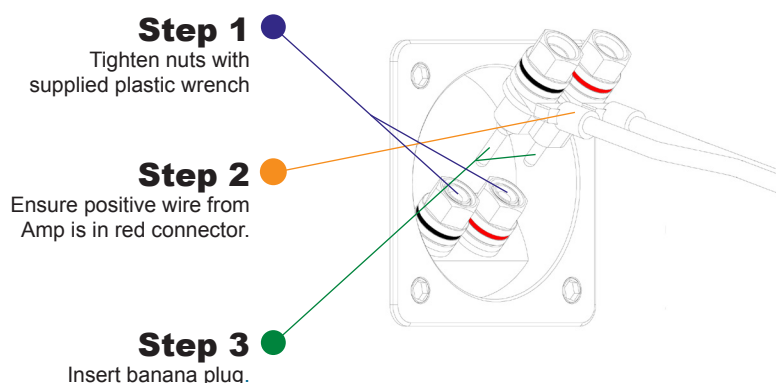
Bare Wire



Spade Lug (1/4-inch spade)



Banana Plug (3/4-inch spacing)



For detailed instructions on dual binding post inputs please visit
www.axiomaudio.com/dual-input-connections



Full Metal Stands

Sturdy audiophile quality die-cast aluminum Full Metal Stands are custom-engineered to exactly fit your Axiom center channel speakers to provide a secure mounting solution.


Banana Plugs

If you are planning on moving your speakers from time to time then banana plugs can be a very handy addition. These high-quality gold-plated banana plugs mount to the end of your speaker cables and make for quick plugging and unplugging of your cables from your Axiom speakers.



Bulk Speaker Cable

Axiom's rugged rubberized bulk speaker wire is remarkably flexible, for even the trickiest custom installations. This 12-gauge oxygen-free cable is one of the most highly-stranded speaker cables on the market. It is 99.9999 percent oxygen free and has ultra-low 0.00341 ohms of resistance per foot for maximum transfer of amplifier power. Axiom bulk speaker wire has unterminated ends and is cut to order so you get just what you need.



For detailed specifications please visit www.axiomaudio.com



AXIOM AUDIO HEAD OFFICE: 2885 HIGHWAY 60
DWIGHT, ON CANADA
PoA 1H0

TOLL FREE (NORTH AMERICA): 1-888-352-9466
WORLDWIDE: 1-705-635-2222
EMAIL: INFO@AXIOMAUDIO.COM

www.axiomaudio.com